

Discovering Computers

Technology in a World of Computers,
Mobile Devices, and the Internet

Chapter 2

The Internet



Objectives Overview

Discuss the evolution of the Internet

Briefly describe various broadband Internet connections

Describe the purpose of an IP address and its relationship to a domain name

Describe features of browsers and identify the components of a web address

Describe ways to enter effective search text

Explain benefits and risks of using social networking sites

Objectives Overview

Describe uses of various types of websites

Identify and briefly describe the steps required for web publishing

Explain how the web uses graphics, animation, audio, video, and virtual reality

Explain how email, email lists, instant messaging, chat rooms, discussion forums, VoIP, and FTP work

Identify the rules of netiquette

The Internet

- The **Internet** is a worldwide collection of networks that links millions of businesses, government agencies, educational institutions, and individuals



Evolution of the Internet

- The Internet originated as ARPANET in September 1969 and had two main goals:

Allow scientists at different physical locations to share information and work together

Function even if part of the network were disabled or destroyed by a disaster

Evolution of the Internet

1969 ARPANET
becomes
functional

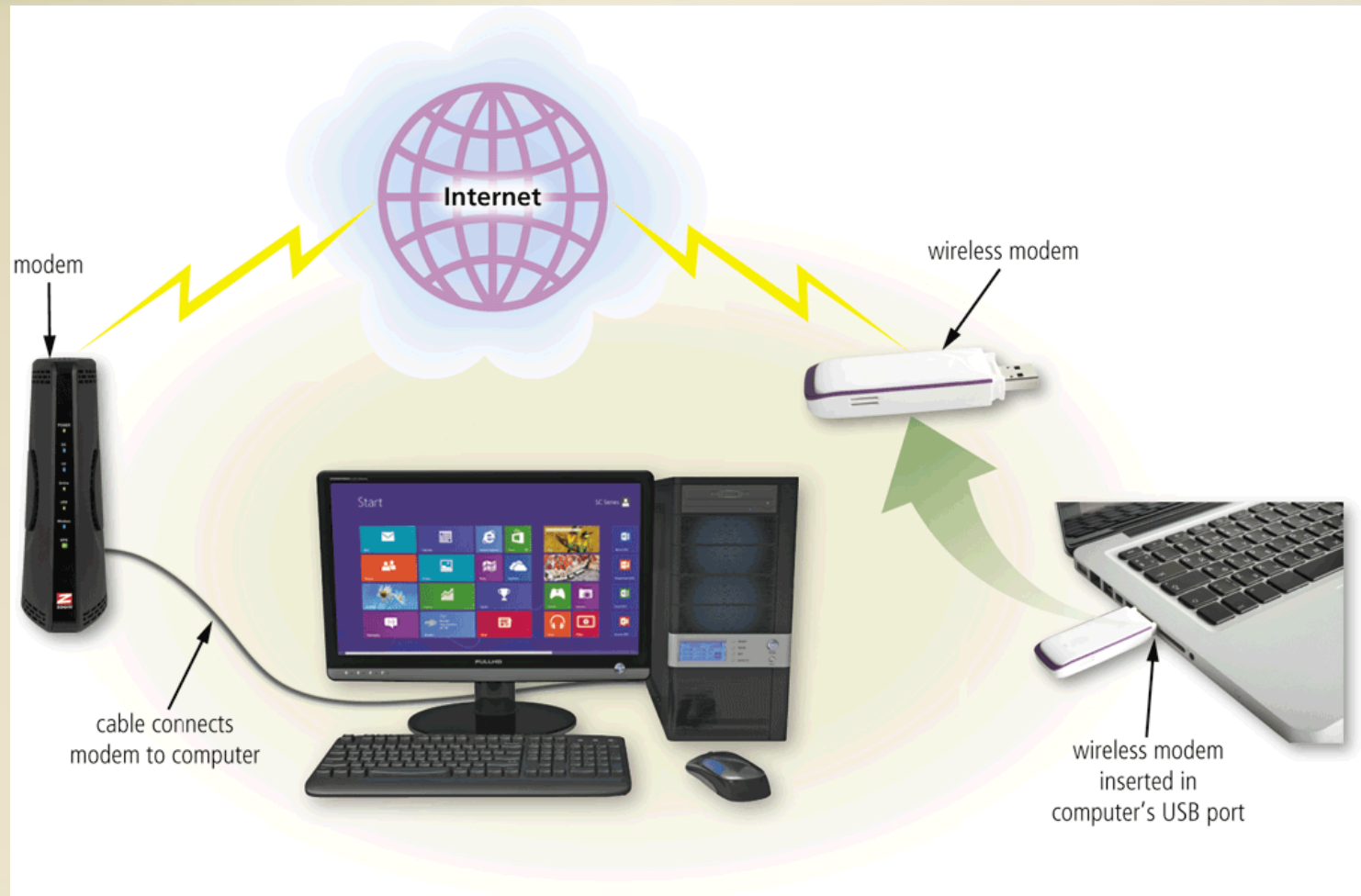
Today Millions of
hosts connect to
the Internet

1984 ARPANET
has more than
1,000 individual
computers
linked as hosts

Connecting to the Internet

- With wired connections, a computer or device physically attaches via a cable or wire to a communications device
- Computers without a communications device can use a wireless modem

Connecting to the Internet



Connecting to the Internet

Wired

- Cable Internet service
- DSL (digital subscriber line)
- Fiber to the Premises (FTTP)

Wireless

- Wi-Fi (wireless fidelity)
- Mobile broadband
- Fixed wireless
- Satellite Internet Service

Connecting to the Internet

- A **cybercafé** is a location that provides computers with Internet access, usually for a fee
- A hot spot is a wireless network that provides Internet connections to mobile computers and devices



Connecting to the Internet

- An **Internet service provider (ISP)** is a business that provides individuals and organizations access to the Internet free or for a fee
- Bandwidth represents the amount of data that travels over a network
 - Megabyte (MB)
 - Gigabyte (GB)

Connecting to the Internet

How a Home User's Request for a Webpage Might Travel the Internet Using Cable Internet Service

Step 1

You send a request to the Internet. For example, you enter the web address of a webpage you want to visit in the address bar of your browser.



Step 2

A cable modem transfers the computer's digital signals to the cable television line in your house.



Step 3

Your request (digital signals) travels through cable television lines to a central cable system, which is shared by up to 500 homes in a neighborhood.



Step 4

The central cable system sends your request over high-speed fiber-optic lines to the cable operator, who often also is the ISP.



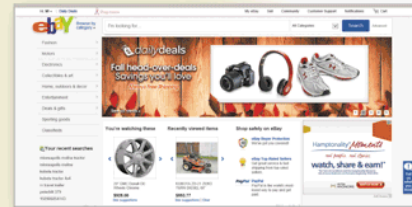

Step 5

The ISP routes your request through the Internet backbone to the destination server (in this example, the server that contains the requested webpage).




Step 6

The server retrieves the requested webpage and sends it back through the Internet backbone to your computer.



Connecting to the Internet

- An **IP address** is a sequence of numbers that uniquely identifies each computer or device connected to the Internet
- A **domain name** is a text-based name that corresponds to the IP address
- A **DNS server** translates the domain name into its associated IP address



Connecting to the Internet

Table 2-3 Popular TLDs

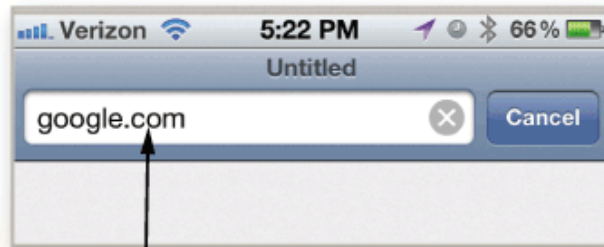
TLD	Intended Purpose
.com	Commercial organizations, businesses, and companies
.edu	Educational institutions
.gov	Government agencies
.mil	Military organizations
.net	Network providers or commercial companies
.org	Nonprofit organizations

Connecting to the Internet

How a Browser Displays a Requested Webpage

Step 1

Run the browser and enter the web address in the browser's address bar.



web address contains domain name

Step 2

The browser communicates with a DNS server maintained by your ISP or another provider. The DNS server looks up the domain name portion of the web address, finds its associated IP address, and then sends the IP address to your computer or mobile device.



72.14.207.99
2001:4860:4860::8844

Step 3

The browser uses the IP address to contact the web server at the specified IP address to request the content of the desired webpage. The web server fulfills the user's request by sending the desired content to the user's browser, which formats the page for display on the screen.

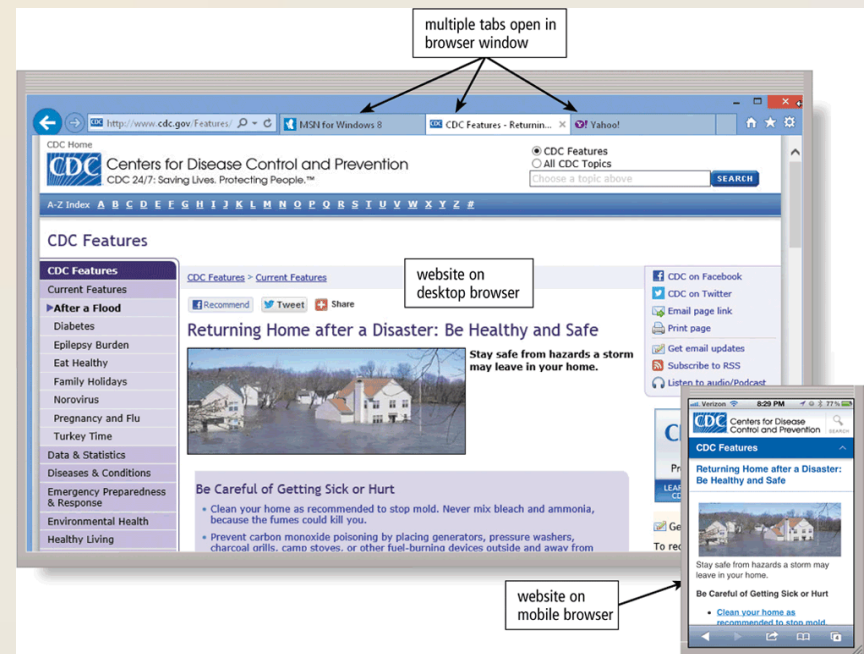


The World Wide Web

- The **World Wide Web (WWW)**, or **web**, consists of a worldwide collection of electronic documents (**webpages**)
- A **website** is a collection of related webpages and associated items
- A **web server** is a computer that delivers requested webpages to your computer
- **Web 2.0** refers to websites that provide a means for users to share personal information, allow users to modify website content, and provide applications through a browser

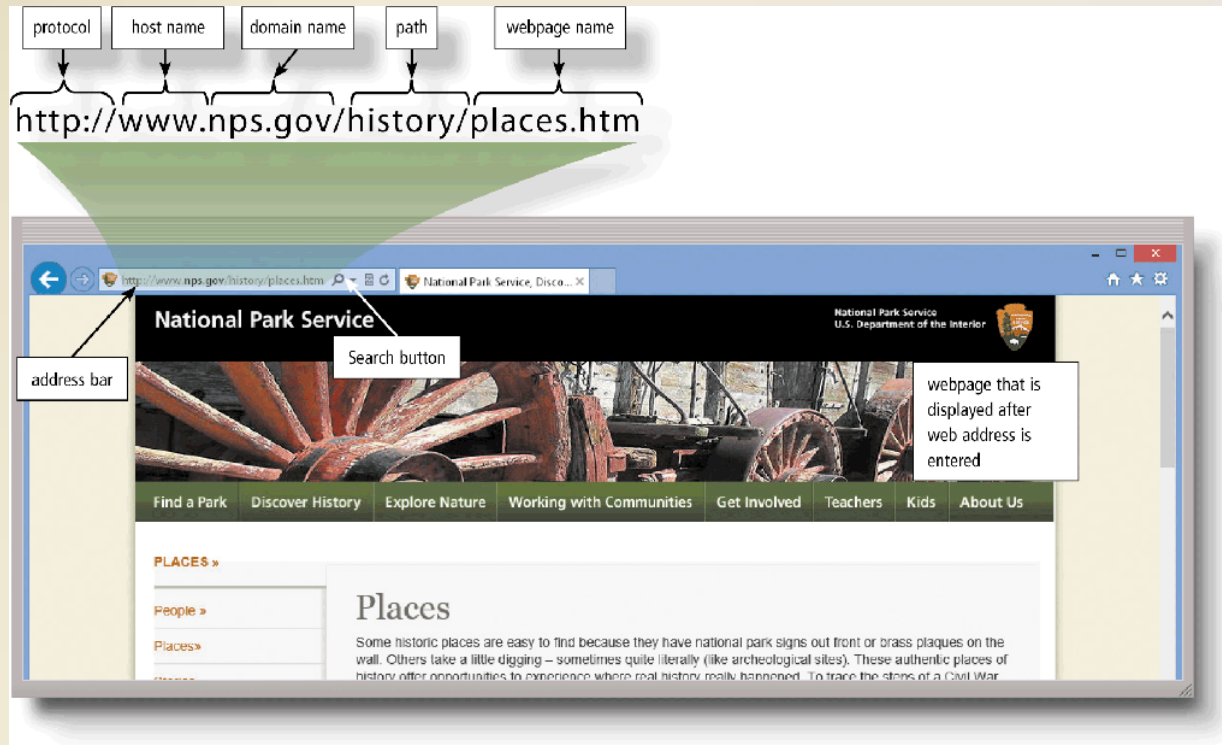
The World Wide Web

- A **browser** is an application that enables users with an Internet connection to access and view webpages on a computer or mobile device
- A **home page** is the first page that a website displays
- Desktop browsers typically support **tabbed browsing**



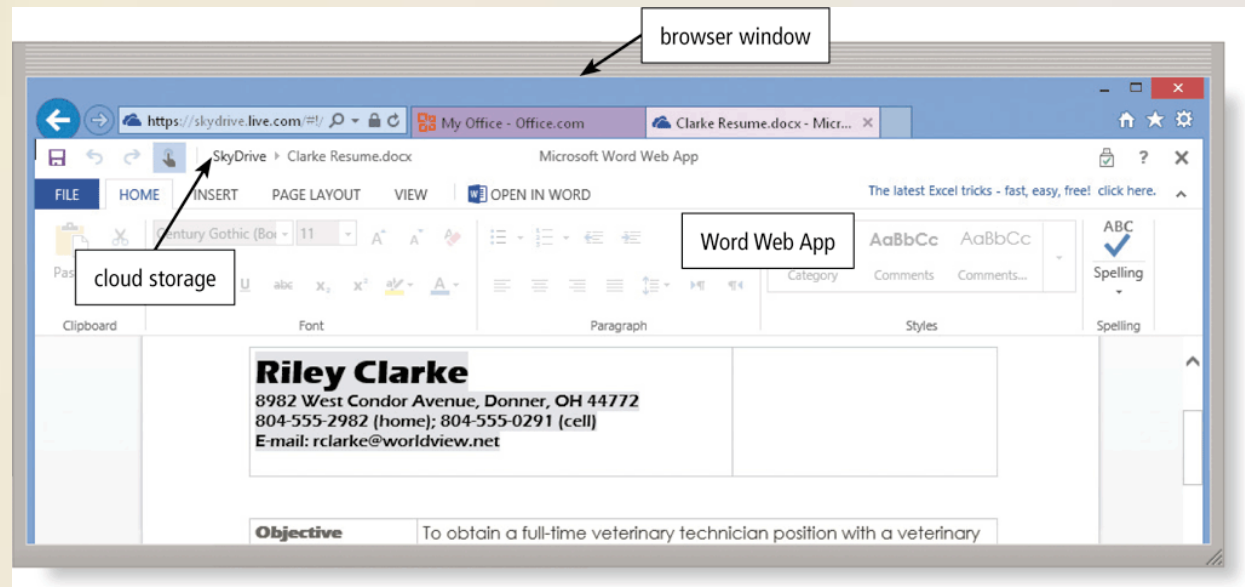
The World Wide Web

- A webpage has a unique address called a **web address** or URL



The World Wide Web

- A web app is an application stored on a web server that you access through a browser
 - Web app hosts usually provide storage for users' data and information on their servers, known as cloud storage



Types of Websites

- A **search engine** is software that finds websites, webpages, images, videos, news, maps, and other information related to a specific topic
- A subject directory classifies webpages in an organized set of categories, such as sports or shopping, and related subcategories

Types of Websites

- Search operators can help to refine your search

Table 2-4 Search Engine Operators

Operator	Description	Examples	Explanation
Space or +	Display search results that include specific words.	art + music art music	Results have both words, art and music, in any order.
OR	Display search results that include only one word from a list.	dog OR puppy dog OR puppy OR canine	Results have either the word, dog, or the word, puppy. Results have the word, dog, or the word, puppy, or the word, canine.
()	Combine search results that include specific words with those that include only one word from a list.	Kalamazoo Michigan (pizza OR subs)	Results include both words, Kalamazoo Michigan, and either the word, pizza, or the word, subs.
–	Exclude a word from search results.	automobile – convertible	Results include the word, automobile, but do not include the word, convertible.
" "	Search for an exact phrase in a certain order.	"19th century literature"	Results include the exact phrase, 19th century literature.
*	Substitute characters in place of the asterisk.	writer*	Results include any word that begins with the text, writer (e.g., writer, writers, writer's)

© Cengage Learning

The World Wide Web

- There are thirteen types of Web sites

**Online social
network**

Informational

Media sharing and
bookmarking sites

News, weather,
sports, and other
mass media

Educational

Business,
Governmental,
and Organizational

The World Wide Web

Blogs

Wikis

Health and
Science

Entertainment

Financial

Travel and
Mapping

The World Wide Web

Shopping
and Auctions

Careers and
Employment

E-Commerce

Portals

The World Wide Web

- **Web publishing** is the development and maintenance of websites



Media on the Web

- Multimedia refers to any application that combines text with:

Graphics

Animation

Audio

Video

Virtual
Reality

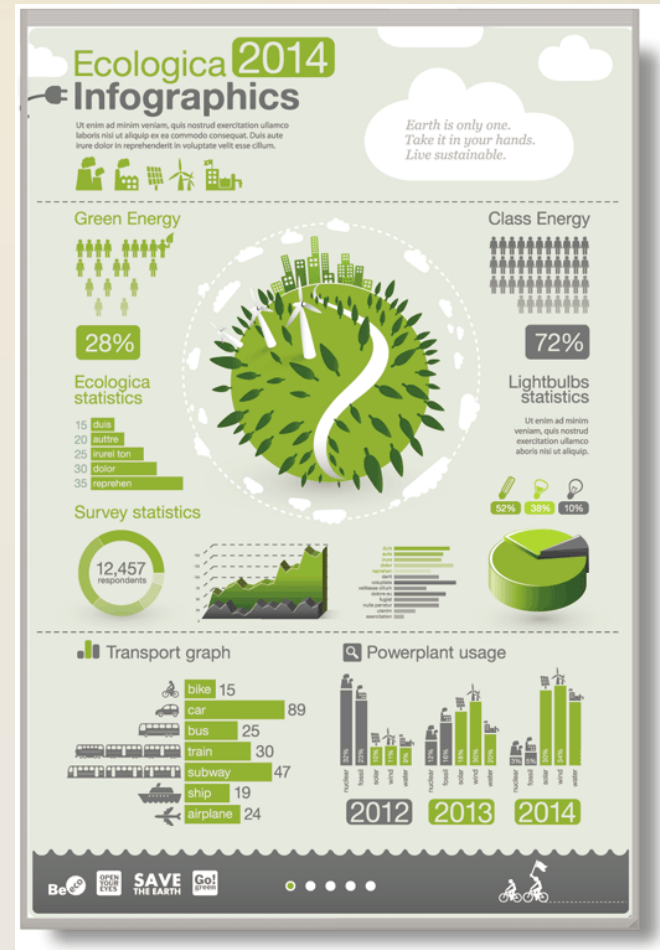
Media on the Web

- A **graphic** is a digital representation of nontext information
- Graphic formats include BMP, GIF, JPEG, PNG, and TIFF



Media on the Web

- An infographic is a visual representation of data and information, designed to communicate quickly, simplify complex concepts, or present patterns or trends



Media on the Web

- **Animation** is the appearance of motion created by displaying a series of still images in sequence



Media on the Web

- Audio includes music, speech, or any other sound
 - Compressed to reduce file size
- You listen to audio on your computer using a media player



Media on the Web

- Video consists of images displayed in motion
- **Virtual reality (VR)** is the use of computers to simulate a real or imagined environment that appears as a three-dimensional space

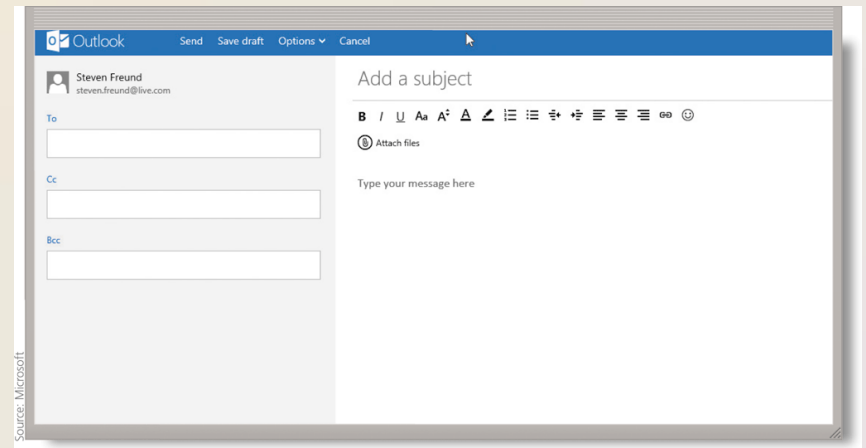


Media on the Web

A plug-in is a program that extends the capability of a Web browser

Other Internet Services

- **Email** is the transmission of messages and files via a computer network
- An **email program** allows you to create, send, receive, forward, store, print, and delete email messages



Other Internet Services

How an Email Message May Travel from a Sender to a Receiver

Step 1

Using an email program, you create and send a message on a computer or mobile device.



Step 2

Your email program contacts software on the outgoing mail server.



Step 3

Software on the outgoing mail server determines the best route for the data and sends the message, which travels along Internet routers to the recipient's incoming mail server.




Internet router

Step 4

When the recipient uses an email program to check for email messages, the message transfers from the incoming mail server to the recipient's computer or mobile device.



incoming mail server



Internet router

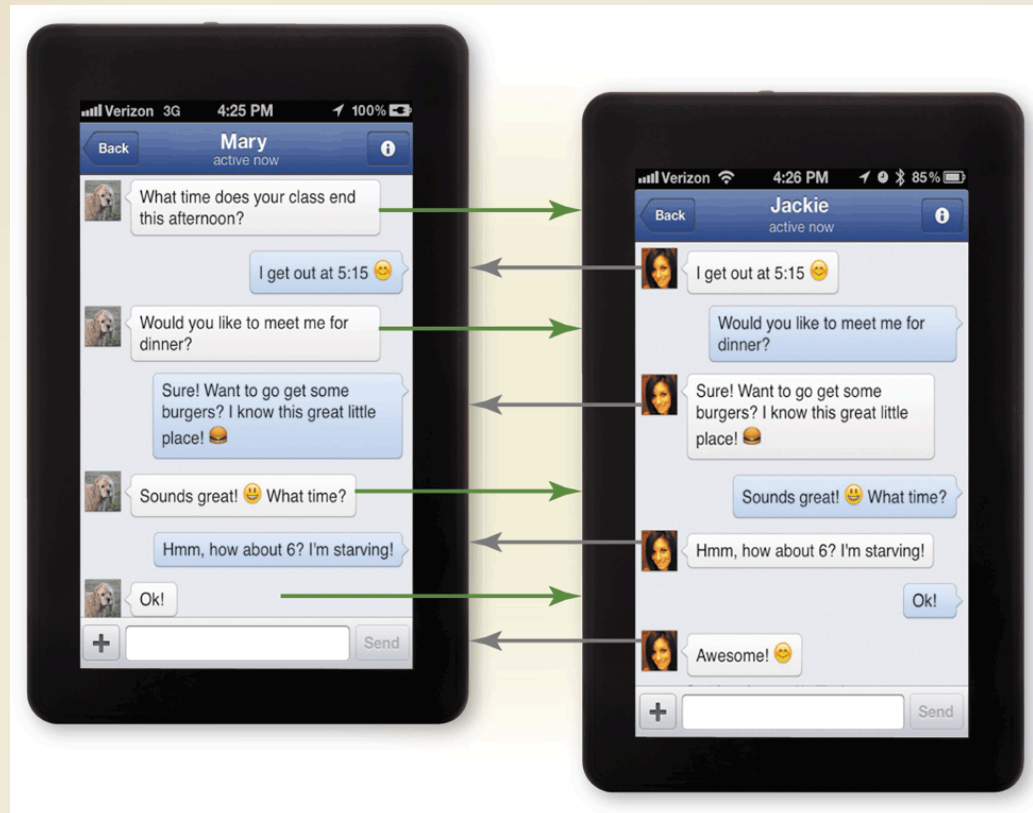
Other Internet Services

- An **email list** is a group of email addresses used for mass distribution of a message

The screenshot shows a web form titled "Newsletters & Alerts". At the top, there is a text input field for "Your Email Address" containing "rclaremont@esite.com" with a green checkmark icon to its left. A callout box labeled "email address entered" points to this field. To the right of the email field is a section for "Preferred Newsletter Format" with two radio buttons: "HTML" (selected) and "Text". Below the email field, a green message states "Your email address has been added! Please choose your subscriptions below and click 'Submit Subscriptions'". To the right of the form, a callout box labeled "tap or click to subscribe to selected mailing lists" points to a "Submit Subscriptions" button. Below the message, there is a section titled "Choose Your Subscriptions...". Under the "ALERTS" heading, there are two options: "FoxNews.com Breaking News Alerts" (checked) and "FoxBusiness.com Breaking News Alerts" (unchecked). Each option includes a description and an "Arrives:" note. Under the "NEWSLETTERS" heading, there are two options: "GlobeWire Alerts" (unchecked) and "Top Headlines From FoxNews.com" (checked). Each option also includes an "Arrives:" note.

Other Internet Services

- **Instant messaging (IM)** is a real-time Internet communications service



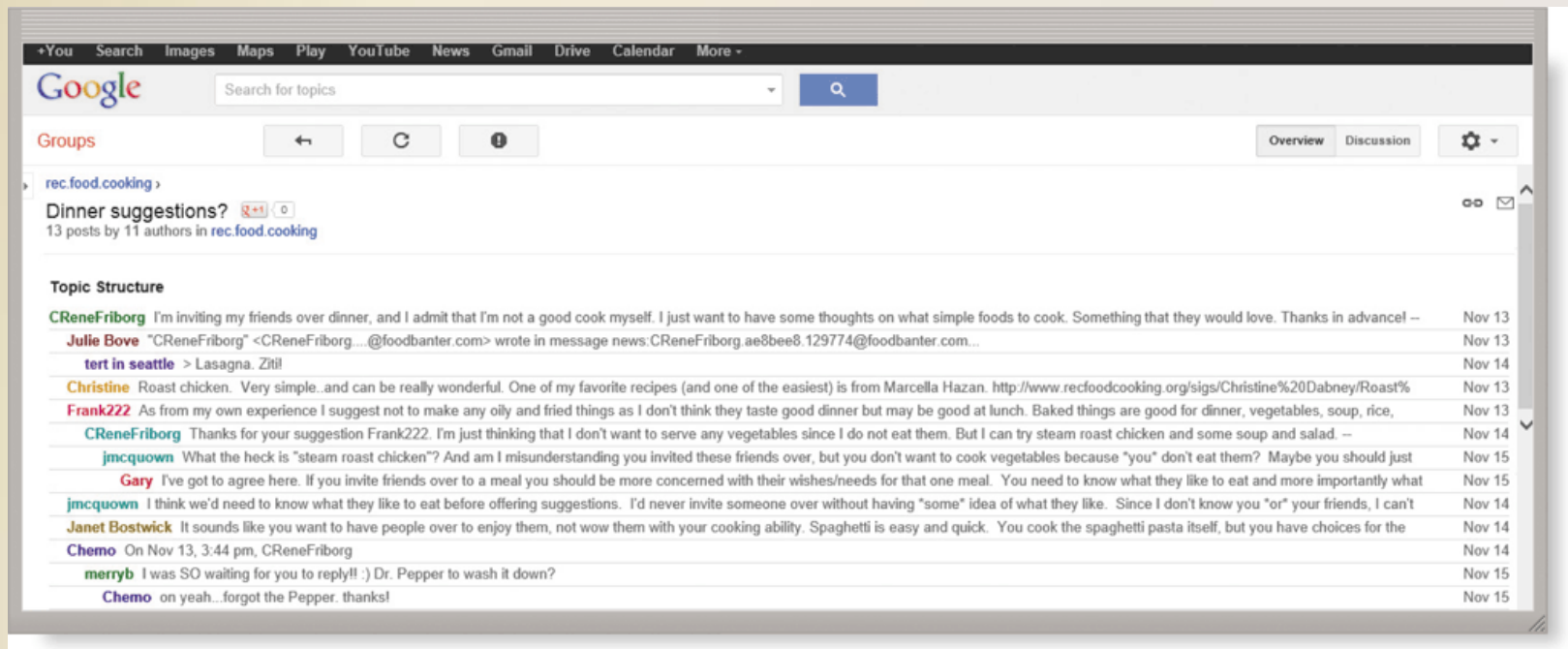
Other Internet Services

- A **chat** is a real-time typed conversation that takes place on a computer or mobile device
- A **chat room** is a website or application that permits users to chat with others who are online at the same time



Other Internet Services

- A **discussion forum** is an online area in which users have written discussions about a particular subject



Other Internet Services

- **VoIP** (Voice over IP) enables users to speak to other users over the Internet



Other Internet Services

- **FTP** (File Transfer Protocol) is an Internet standard that permits file uploading and downloading to and from other computers on the Internet
- Many operating systems include FTP capabilities
- An FTP server is a computer that allows users to upload and/or download files using FTP

Netiquette

- **Netiquette** is the code of acceptable Internet behavior

Netiquette Guidelines for Online Communications

Golden Rule: Treat others as you would like them to treat you.

Be polite. Avoid offensive language.

Avoid sending or posting *flames*, which are abusive or insulting messages. Do not participate in *flame wars*, which are exchanges of flames.

Be careful when using sarcasm and humor, as it might be misinterpreted.

Do not use all capital letters, which is the equivalent of SHOUTING!

Use **emoticons** to express emotion. Popular **emoticons** include:

:) Smile :| Indifference :o Surprised :(Frown :\ Undecided ;) Wink

Use abbreviations and acronyms for phrases:

BTW	by the way	IMHO	in my humble opinion	FWIW	for what it's worth
FYI	for your information	TTFN	ta ta for now	TYVM	thank you very much

Clearly identify a spoiler, which is a message that reveals an outcome to a game or ending to a movie or program.

Be forgiving of other's mistakes.

Read the *FAQ* (frequently asked questions), if one exists.

Summary

Evolution of
the Internet

The Web

Various types
of websites

Other services
available on
the Internet

Netiquette

Discovering Computers

Technology in a World of Computers,
Mobile Devices, and the Internet

Chapter 2

The Internet

Chapter 2 Complete

